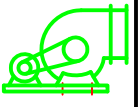
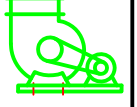
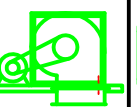
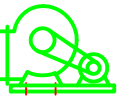
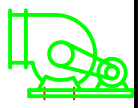
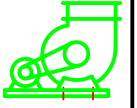
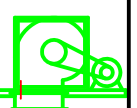
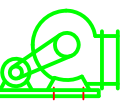


Ventilator HRE TRE 400-05

Kunde	Auftrags-Nr.	Komm.	Pos.	Datum	Bearb.	Stück	Termin

RD = rechtsdrehend ; LG = linksdrehend

Vol.-strom	m ³ /h	Totaldruck	Pa	P.a.d.W.	kW	n.vent	U/min

RD 90 <input type="checkbox"/> 	RD 0 <input type="checkbox"/> 	RD 180 <input type="checkbox"/> 	RD 270 <input type="checkbox"/> 
LG 90 <input type="checkbox"/> 	LG 0 <input type="checkbox"/> 	LG 180 <input type="checkbox"/> 	LG 270 <input type="checkbox"/> 

- Riemenschutz
- Schwingungsdämpfer
- Ausblasstutzen
- Gummi
- Ausblasflansch
- Feder
- Ansaugstutzen
- EX-Ausführung
- Ansaugflansch
- Inspektionsklappe
- Ansaugschutz
- Kondenswasserablauf
-
-

Bemerkungen :

