

Ventilator

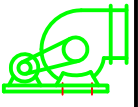
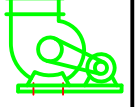
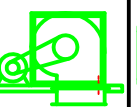
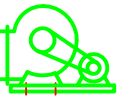
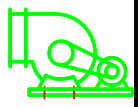
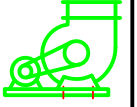
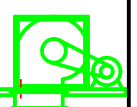
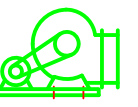
- HRES
- HRE
- TRE

250-03

| | | | | | | | |
|-------|--------------|-------|------|-------|--------|-------|--------|
| Kunde | Auftrags-Nr. | Komm. | Pos. | Datum | Bearb. | Stück | Termin |
| | | | | | | | |

RD = rechtsdrehend ; LG = linksdrehend

| | | | | | | | |
|------------|-------------------|------------|----|----------|----|--------|-------|
| Vol.-strom | m ³ /h | Totaldruck | Pa | P.a.d.W. | kW | n.vent | U/min |
| | | | | | | | |

| | | | |
|---|---|---|---|
| RD 90 <input type="checkbox"/>  | RD 0 <input type="checkbox"/>  | RD 180 <input type="checkbox"/>  | RD 270 <input type="checkbox"/>  |
| LG 90 <input type="checkbox"/>  | LG 0 <input type="checkbox"/>  | LG 180 <input type="checkbox"/>  | LG 270 <input type="checkbox"/>  |

- | | |
|---|---|
| <input type="checkbox"/> Riemenschutz | <input type="checkbox"/> Schwingungsdämpfer |
| <input type="checkbox"/> Ausblasstutzen | <input type="checkbox"/> Gummi (Höhe 20mm) |
| <input type="checkbox"/> Ausblasflansch | <input type="checkbox"/> Feder (Höhe 45mm bel.) |
| <input type="checkbox"/> Ansaugstutzen | <input type="checkbox"/> EX-Ausführung |
| <input type="checkbox"/> Ansaugflansch | <input type="checkbox"/> Inspektionsklappe |
| <input type="checkbox"/> Ansaugschutz | <input type="checkbox"/> Kondenswasserablauf |
| <input type="checkbox"/> | <input type="checkbox"/> |

Bemerkungen :

