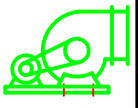
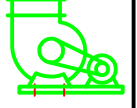
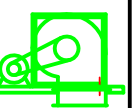
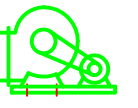
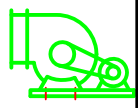
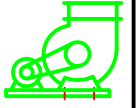
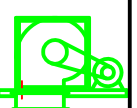
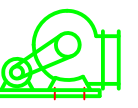


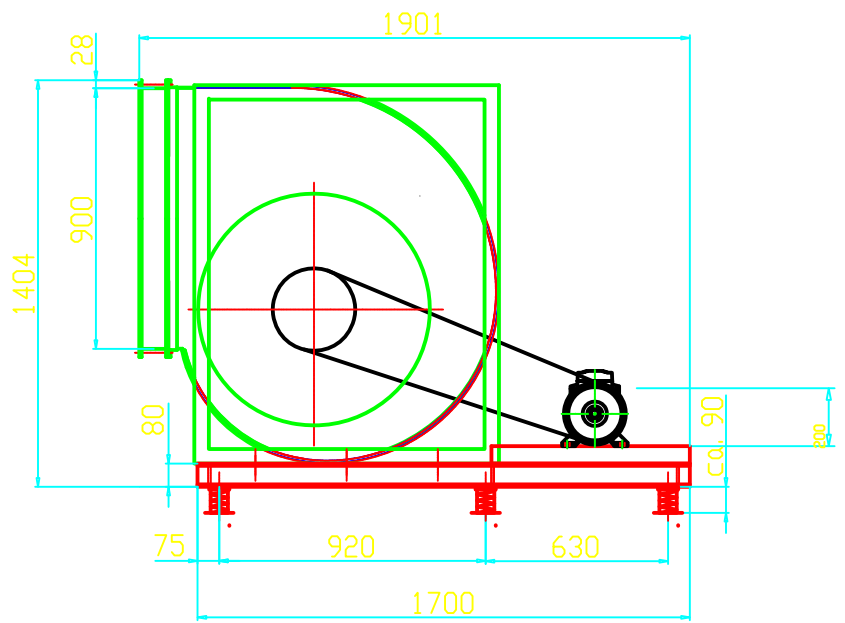
Ventilator  HRE  TRE 710-

Kunde	Auftrags-Nr.	Komm.	Pos.	Datum	Bearb.	Stück	Termin

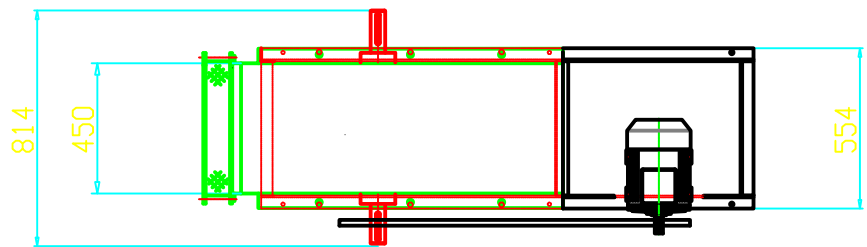
RD = rechtsdrehend ; LG = linksdrehend

Vol.-strom	m <sup>3</sup> /h	Totaldruck	Pa	P.a.d.W.	kW	n.vent	U/min

RD 90 <input type="checkbox"/> 	RD 0 <input type="checkbox"/> 	RD 180 <input type="checkbox"/> 	RD 270 <input type="checkbox"/> 
LG 90 <input type="checkbox"/> 	LG 0 <input type="checkbox"/> 	LG 180 <input type="checkbox"/> 	LG 270 <input type="checkbox"/> 



- |   |  |
|---|--|
| <input type="checkbox"/> Riemenschutz   | <input type="checkbox"/> Schwingungsdämpfer  |
| <input type="checkbox"/> Ausblasstutzen | <input type="checkbox"/> Gummi               |
| <input type="checkbox"/> Ausblasflansch | <input type="checkbox"/> Feder               |
| <input type="checkbox"/> Ansaugstutzen  | <input type="checkbox"/> EX-Ausführung       |
| <input type="checkbox"/> Ansaugflansch  | <input type="checkbox"/> Inspektionsklappe   |
| <input type="checkbox"/> Ansaugschutz   | <input type="checkbox"/> Kondenswasserablauf |
| <input type="checkbox"/>                | <input type="checkbox"/>                     |



Bemerkungen :

# F1011700