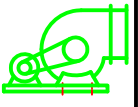
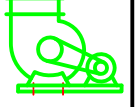
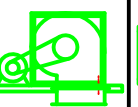
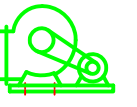
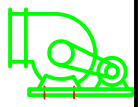
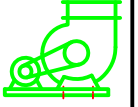
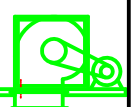
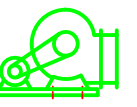


Ventilator HRE TRE 280-03

Kunde	Auftrags-Nr.	Komm.	Pos.	Datum	Bearb.	Stück	Termin

RD = rechtsdrehend ; LG = linksdrehend

Vol.-strom	m ³ /h	Totaldruck	Pa	P.a.d.W.	kW	n.vent	U/min

RD 90 <input type="checkbox"/> 	RD 0 <input type="checkbox"/> 	RD 180 <input type="checkbox"/> 	RD 270 <input type="checkbox"/> 
LG 90 <input type="checkbox"/> 	LG 0 <input type="checkbox"/> 	LG 180 <input type="checkbox"/> 	LG 270 <input type="checkbox"/> 

- | | |
|---|--|
| <input type="checkbox"/> Riemenschutz | <input type="checkbox"/> Schwingungsdämpfer |
| <input type="checkbox"/> Ausblasstutzen | <input type="checkbox"/> Gummi |
| <input type="checkbox"/> Ausblasflansch | <input type="checkbox"/> Feder |
| <input type="checkbox"/> Ansaugstutzen | <input type="checkbox"/> EX-Ausführung |
| <input type="checkbox"/> Ansaugflansch | <input type="checkbox"/> Inspektionsklappe |
| <input type="checkbox"/> Ansaugschutz | <input type="checkbox"/> Kondenswasserablauf |
| <input type="checkbox"/> | <input type="checkbox"/> |

Bemerkungen :

