

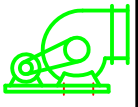
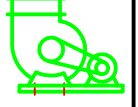
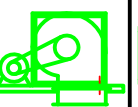
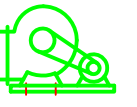
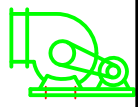
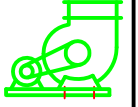
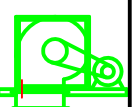
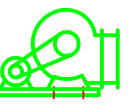
Ventilator

- HRE
- TRE

630 03

Kunde	Auftrags-Nr.	Komm.		BeaPbs.	Stückum	Te

RD = rechtsdrehend ; LG = linksdrehend

RD 90 <input type="checkbox"/> 	RD 0 <input type="checkbox"/> 	RD 180 <input type="checkbox"/> 	RD 270 <input type="checkbox"/> 
LG 90 <input type="checkbox"/> 	LG 0 <input type="checkbox"/> 	LG 180 <input type="checkbox"/> 	LG 270 <input type="checkbox"/> 

Vol.-strom	Totaldruck	P.a.d.P.	Went

- |   |  |
|---|--|
| <input type="checkbox"/> Riemenschutz   | <input type="checkbox"/> Schwingungsdämpfer  |
| <input type="checkbox"/> Ausblasstutzen | <input type="checkbox"/> Gummi               |
| <input type="checkbox"/> Ausblasflansch | <input type="checkbox"/> Feder               |
| <input type="checkbox"/> Ansaugstutzen  | <input type="checkbox"/> EX-Ausführung       |
| <input type="checkbox"/> Ansaugflansch  | <input type="checkbox"/> Inspektionsklappe   |
| <input type="checkbox"/> Ansaugschutz   | <input type="checkbox"/> Kondenswasserablauf |
| <input type="checkbox"/>                | <input type="checkbox"/>                     |

Bemerkungen :

